






Student Practice Sheet

Use perfect tense correctly to indicate time relationships

Name _____

Date _____

Instructions: When the video asks you to pause, complete the activity below that has the same stop sign as you see in the video. The instructions are given in the video.

	a) By the end of the field trip, we will have seen four museums. b) I washed all of the dishes in the sink, even the pots and pans. c) My neighbor had asked me to go to the dance with him twice before I agreed. d) Martiza has taken dance classes since she was a little girl.												
	Read the paragraph.												
	<table border="0" style="width: 100%;"><tr><td style="text-align: left;">6 Months Ago</td><td style="text-align: center;">Now</td><td style="text-align: right;">Future</td></tr><tr><td colspan="3"><hr/></td></tr><tr><td style="text-align: center;">_____</td><td style="text-align: center;">_____</td><td></td></tr><tr><td style="text-align: center;">(write action on the line)</td><td style="text-align: center;">(write action on the line)</td><td></td></tr></table>	6 Months Ago	Now	Future	<hr/>			_____	_____		(write action on the line)	(write action on the line)	
6 Months Ago	Now	Future											
<hr/>													
_____	_____												
(write action on the line)	(write action on the line)												
	<hr/> <hr/> <hr/>												
	I bought some new headphones last month, but until then I saved \$200. Now my savings account has \$150 in it, but if all goes well, I will save \$400 by the time I finish school next year!												

Student Practice Sheet

Use perfect tense correctly to indicate time relationships
